




BitBot

TELEGRAM INTEGRATION GUIDE





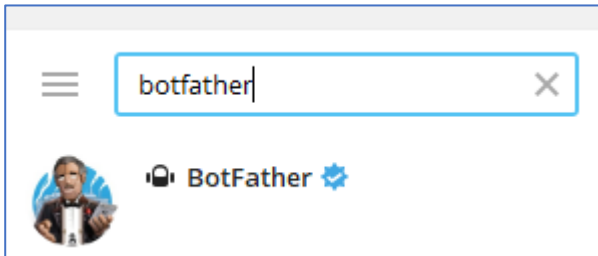
Telegram Integration How-To

There are few steps you need to do in order to integrate BitBot with Telegram:


Create a Telegram Bot

In order to create a Telegram Bot you need, in Telegram (mobile or desktop) to write to **@BotFather**.

To do that just open Telegram and in search-bar (top-left corner) write **Botfather**.

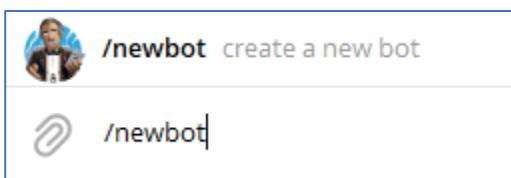


Start session hitting **Start**

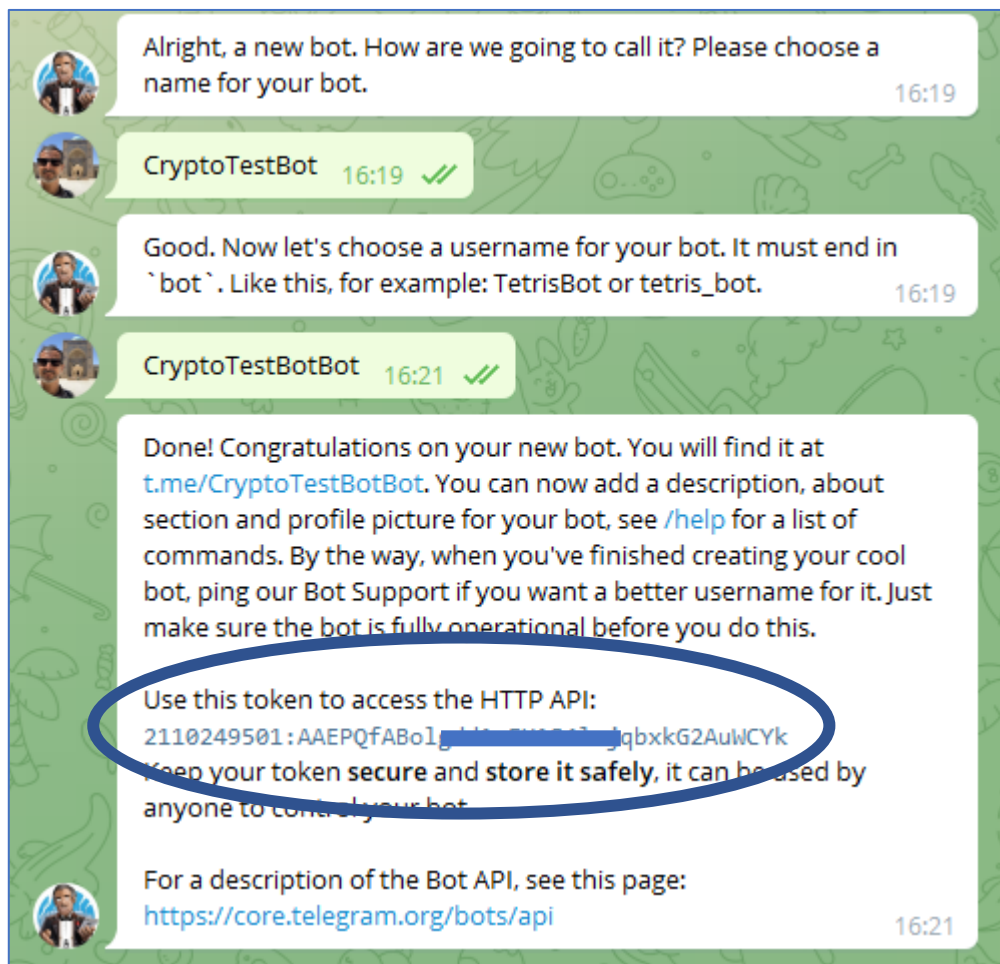


Create a new bot using command **/newbot**

Once you start the session with him (/start) you will create your own bot using command **/newbot**



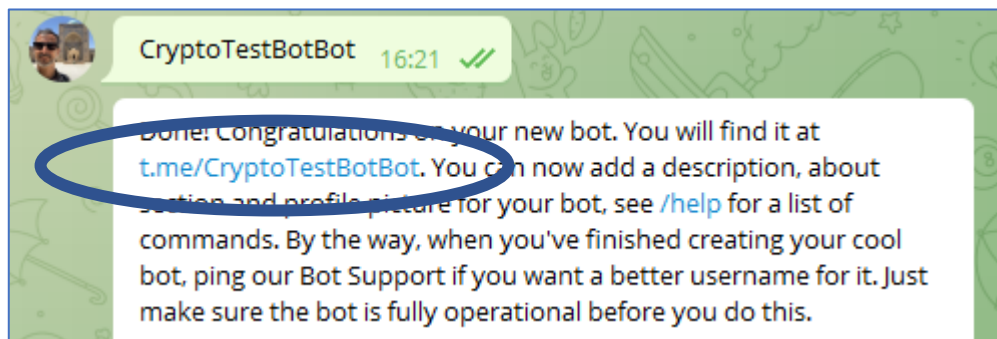
BotFather will ask you to set a name and username for your bot. Just choose your preferred bot name, username and hit return (you can use same Bot name and Username; we will use **CryptoTestBot** as Bot name and **CryptoTestBotBot** as username)




Once the bot is created you will receive a **TOKEN**. **You need to write it down and copy in BitBot TOKEN field.**

Activate Telegram Bot

Then you have to activate your Telegram Bot. Click on the link and press "Start"

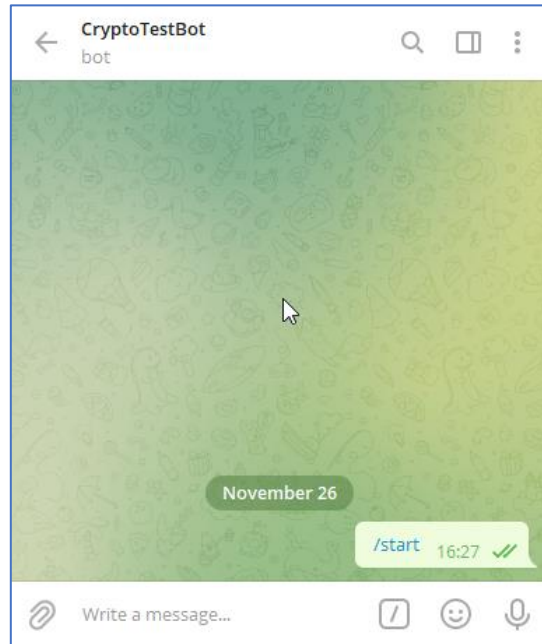


Click on the link and start the bot.





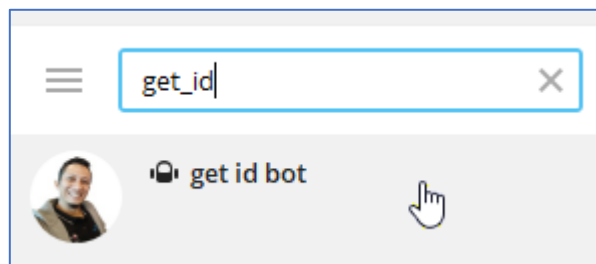
You should see something like this:



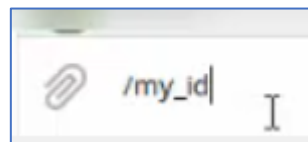
Search Chat ID

Then you need to get a second code, your personal Chat_Id.

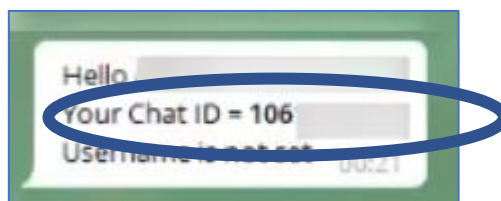
To do this you need to write to another bot **get_id_bot**



Just **/start** again the conversation with him and write **/my_id**



Bot will reply with this:



Copy Chat ID and paste into BitBot field

Telegram Bot configuration is therefore concluded.

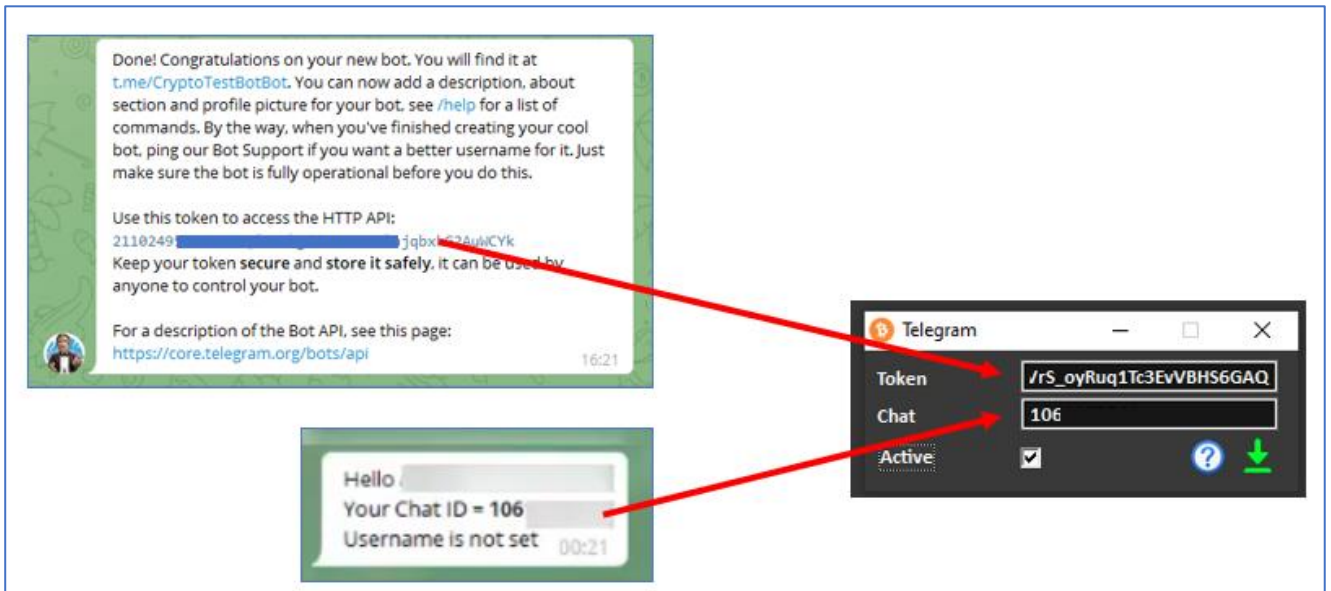


BitBot Integration

Open BitBot and, from Dashboard page, hit the Telegram button

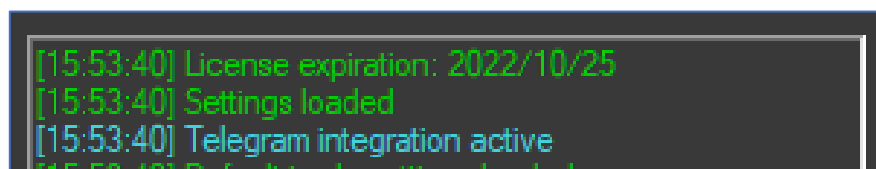


You need to input the previously received codes into proper fields:



When you are finished, you can activate Telegram Integration with the checkbox.

If integration is active, you will be notified when you launch BitBot.



BitBot will send through Telegram all information about your monitored pairs as well as percentages and gains.

You can also make some requests to BitBot directly from Telegram. Just write `/help` on chat window:

